



# The Inside Story

Director: Tim Webster (Timberwolf)

## Arriving At Camp




**REGISTRATION:**  
3:00 pm Sunday  
Registration closes at 4:30 pm.

**Activities start promptly at 4:30.**

### **STEP 1:**


#### **UPON ARRIVAL AT REGISTRATION TABLES:**

 Check in and see if you need to turn anything in. Most of it should have been done already, including the balance paid, on UltraCamp.




### **STEP 2:**

#### **GET SETTLED IN YOUR CABIN:**


 Campers can drop off their belongings, meet with their counselor and then head to the Nurse's Station.

### **STEP 3:**


#### **NURSES STATION:**

 Health forms should have been filled out on UltraCamp




 Medications in original bottles



 Physical Exam (The Nurse will do a brief physical exam (skin check, lice check).

### **STEP 4:**

#### **SWIM TESTS:**

 Swim tests will be conducted at the pool. Colored wristbands become the Camper's ticket to any waterfront activity during the week. We suggest arriving at camp with your swimsuit on under your clothes to speed up your check-in process.

## Leaving Camp

### **10:00 am Friday is Pickup Time**

An adult (parent or authorized driver) must sign for the release of each Camper. Proper identification may be requested. Remember to also pick up any remaining medications.

A Camper Release Form (due at Registration) is included with the Registration confirmation email. This is REQUIRED if someone other than the parent or guardian will be picking up your Camper.

If for some reason your child needs to be picked up earlier in the day or week, please notify the Director ahead of time. Check in at the Camp Office when you arrive.

## What to Bring

Close-toed, non-slip-on shoes (with an extra pair for a possible Creek Walk)  
Sandals (for the pool and shower only)  
Jacket and heavy sweater  
Long pants and shorts  
T-shirts  
Warm Pajamas & Pillow  
Outdoor sleeping bag (not thin indoor slumber bags) Extra Blanket  
Bible, pencils

A complete list of what to bring is located at [www.cedarbrookcampca.org](http://www.cedarbrookcampca.org).


## FEE Reminders

The entire camp fee is due one week before arrival. Include your child's name on all checks, forms and correspondence. Payments may be paid online via UltraCamp or be mailed directly to: Cedarbrook Camp Registrar, P.O. Box 400610, Hesperia, CA 92340.

### **FINAL PAYMENT DUE:**

**WK 1 – July 7**

**WK 2 – July 14**



## Medical Information

The REQUIRED Health Form must be filled out on UltraCamp and signed by a parent or legal guardian. Please indicate special issues such as allergies, special diets, sleep-walking, bedwetting, traumas, etc. An examination by a Physician is recommended, but not required.

A Registered Nurse will be on duty 24 hours a day. An emergency might necessitate immediate transport to a medical facility before we are able to reach you. These are the times that make the parent's authorization on the Health Form so important.

Our medical insurance is limited to secondary coverage. This means that your health insurance is primary. Note that UltraCamp asks for your insurance company and policy or group number. Please be sure to fill in that information. If your insurance requires an authorization sticker or a particular card, please bring it to camp and give to the nurse.

**NOTE: All prescription medications sent to Camp must be sent in the ORIGINAL CONTAINERS.**

The container must show

- Camper's name,
- Name of the physician,
- Name of the medication,
- Frequency and
- Correct dosage.

If your Camper takes over-the-counter medication for allergies, please send those in the original package with the Camper's name written on it.



## Mail Time

It is always exciting for Campers to receive letters or postcards from home. We suggest you mail your first letter to Camp the Thursday before your Camper leaves for Camp. **WRITE CHEERFUL NOTES and do not send snacks or treats.** No food is allowed in the Cabins since it attracts too many critters.

Please address all letters as follows:  
Cedarbrook Camp – Camper's Name  
c/o Camp Sky Meadows  
PO Box 261  
Angelus Oaks, CA 92305

## Activities

In signing the Camper Registration Form you have given permission for your Camper to participate in all Camp activities. If there are any activities in which your Camper should not participate, please notify us in writing at Check-in.

## Directions to Camp

Cedarbrook Camp will be at Camp Sky Meadows, 3191 Radford Road, Angelus Oaks, CA 92305. The directions to camps are on the website at [www.CedarbrookCampCa.org](http://www.CedarbrookCampCa.org).



## 2019 Camp Theme

This year's Camp Theme is "ALL IN" and we will be finding out what it means to be "all in" for Christ.

Operation E.X.C.E.L.L.E.N.C.E. is our fun theme. Bringing costumes, make-up and props can help create a fun atmosphere. Some good ideas would be to bring spy equipment: trench coat, sunglasses, magnifying glass, a decoder, etc. The All-Camp activity on the last night of Camp is a highlight of the week and special costumes worn by campers and staff add to the fun.



*We look forward to meeting and helping your camper grow this summer, both emotionally and spiritually. Thank you for entrusting them to us. Please pray that they will enjoy camp and learn important life lessons.*